


**MONTHLY REPORT OF DISBURSEMENTS**  
For the month of January, 2019

Department: Department of the Interior and Local Government (DILG)					Agency: Local Government Academy										Operating Unit: N/A							
Organization Code (UACS): 140040000000					Fund Cluster: 01 - Regular Agency Fund										Report Status: SUBMITTED							
PARTICULARS	CURRENT YEAR BUDGET				PRIOR YEAR'S ACCOUNTS PAYABLE				CURRENT YEAR'S ACCOUNTS PAYABLE				SUB-TOTAL	TRUST LIABILITIES				GRAND TOTAL				REMARKS
	PS	EDDE	Fin. Exp	CO	PS	EDDE	Fin. Exp	CO	PS	EDDE	Fin. Exp	CO		PS	EDDE	CO	PS	EDDE	Fin. Exp	CO		
				TOTAL				Sub-Total				Sub-Total	TOTAL				TOTAL				TOTAL	
Notice of Cash Advancement (NCA)																						
MCA Checks Issued																						
Advice to Debit Account																						
Notice of Transfer of Advancement (NTA)	1 085 850 27	2 355 311 31		4 341 161 58	1 415 73	1 324 474 36		1 331 205 11		41 622 32		41 622 32	1 185 712 63	5 483 674 41			1 002 046 07	3 481 628 41			3 483 674 41	
MCA Checks Issued	818 769 60	1 117 913 07		1 936 682 67		726 959 05		726 959 05		41 622 32		41 622 32	768 581 37	2 725 843 44			819 350 96	2 895 193 54			2 705 843 44	
Advice to Debit Account	110 840 47	1 237 403 24		2 007 113 91	2 415 73	157 515 31		370 250 06					370 250 06	2 778 303 97			1 172 695 20	1 604 928 77			2 778 303 97	
Working Fund (MCA issued to B*1)																						
Tax Remittance Advices Issued (TIA)	37 679 75	668 001 94		905 701 69										905 701 69			37 679 75	668 001 94			905 701 69	
Cash Disbursement Listing (CDL)																						
Non-Cash Advancement Authority (NCAA)																						
Others LCDT B*1 Data Stamp, etc.																						

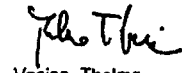
**Summary**

PARTICULARS	PREVIOUS REPORT	CURRENT MONTH	AS OF DATE
(1)	(2)	(3)	(4)
Total Disbursement Authorities Received			
NCA		10 717 007 00	10 717 007 00
Working Fund			
TIA		905 701 69	905 701 69
CDL			
NCAA			
Others LCDT B*1 Data Stamp, etc.			
Less: Notice of Transfer Authority (NTA) Issued			
Total Disbursement Authorities Available		11 621 268 69	11 621 268 69
Less:			
Unpaid NCA			
Disbursements		6 267 376 12	6 267 376 12
Outstanding Disbursements Available as of date		5 353 892 57	5 353 892 57
Total Disbursement Program			
Less: Actual Disbursements		6 267 376 12	6 267 376 12
Current Month Spending		15 307 276 10	15 307 276 10

Certified Correct:

  
Insigne, Virgin  
Agency Chief Accountant  
Date: 12/Apr/2019

Approved By:

  
Vacina, Thelma  
Head of Agency or Authorized Representative  
Date: 12/Apr/2019




**MONTHLY REPORT OF DISBURSEMENTS**  
For the month of March, 2019

Department: Department of the Interior and Local Government (DILG)						Agency: Local Government Academy						Operating Unit: N/A															
Organization Code (UACS): 14004000000						Fund Cluster: 01 - Regular Agency Fund						Report Status: SUBMITTED															
PARTICULARS	CURRENT YEAR BUDGET					PRIOR YEAR'S ACCOUNTS PAYABLE					CURRENT YEAR'S ACCOUNTS PAYABLE					SUB-TOTAL	TRUST LIABILITIES			GRAND TOTAL					REMARKS		
	PS	MODE	Fin. Exp	CO	TOTAL	PS	MODE	Fin. Exp	CO	Sub-Total	PS	MODE	Fin. Exp	CO	Sub-Total		TOTAL	PS	MODE	CO	TOTAL	PS	MODE	Fin. Exp		CO	TOTAL
	1	2	3	4	5	6	7	8	9	10	11	12	13	14	15		16	17	18	19	20	21	22	23		24	25
Notice of Cash Allocation (NCA)	1,932,929.99	27,665,541.19		606,687.50	30,224,128.68	1,457,064.56				1,457,064.56	12,693.32	1,072,395.64			1,085,093.60	2,542,256.44	32,767,037.12				1,945,626.31	30,215,801.31		605,657.00	32,767,087.12		
MDS Checks Issued	1,756,793.91	10,144,214.17		605,657.50	12,506,665.58	1,432,333.07				1,432,333.07	12,693.32	1,072,395.64			1,085,093.65	2,517,427.80	15,033,093.41				1,778,492.25	12,648,043.56		605,657.00	15,033,093.41		
Advice to Debt Account	167,136.06	17,541,327.02			17,708,463.10	25,530.61				25,530.61					25,530.61	47,733,593.71				167,136.06	17,506,657.00			17,733,223.71			
Notice of Transfer of Allocation (NTA)																											
MDS Checks Issued																											
Advice to Debt Account																											
Working Fund (NCA issued to BTR)																	663,168.18				226,063.50	436,204.68			663,168.18		
Tor Reliance Advice (TRR)	226,063.50	436,204.68			663,168.18																						
Cash Disbursement Center (CDC)																											
Non-Cash Assessment Authority (NCAA)																											
Others (ODT, OTI, Debt Stmt., etc.)																											

**Summary**

PARTICULARS	PREVIOUS REPORT	CURRENT MONTH	AS OF DATE
(1)	(2)	(3)	(4)
Total Disbursement Authorities Received			
NCA	25,942,334.00	20,900,666.00	46,843,000.00
Working Fund			
TRA	1,436,165.69	663,168.18	2,181,353.87
CDC			
NCAA			
Others (ODT, OTI, Debt Stmt., etc.)			
Less: Notice of Transfer of Allocation (NTA) Issued			
Total Disbursements Authorities Available	27,440,519.69	21,563,834.18	49,024,353.87
Less			
Lapsed NCA			
Disbursements		33,430,255.33	33,430,255.36
Balance of Disbursements Authorities as of to date	27,440,519.69	(11,866,421.12)	15,574,098.57
Total Disbursements Program	25,942,334.00	20,900,666.00	46,843,000.00
Less: * Actual Disbursements	15,373,240.32	33,430,255.33	48,009,495.62
Over/Under spending	10,569,093.68	(12,529,589.33)	(2,160,495.62)

Certified Correct:




Insigne, Virgin

---

Agency Chief Accountant

Date: 12/Apr/2019

Approved By:



Vecina, Thelma

---

Head of Agency or Authorized Representative

Date: 12/Apr/2019

**MONTHLY REPORT OF DISBURSEMENTS**  
For the month of June 2019

Department: Department of the Interior and Local Government (DILG)  
 Agency: Local Government Academy  
 Operating Unit: < not applicable >  
 Organization Code: 14 004 000000  
 Fund Cluster: 01 Regular Agency Fund

Particulars	Current Year Budget					Prior Year's Budget					Current Year's Accounts Payable					TOTAL	SUB-TOTAL	Trust Liabilities				Grand Total				
	PS	MOOE	FinEx	CO	TOTAL	PS	MOOE	FinEx	CO	Sub-Total	PS	MOOE	FinEx	CO	Sub-Total			PS	MOOE	CO	TOTAL	PS	MOOE	FinEx	CO	TOTAL
	2	3	4	5	6=(2+3+4+5)	7	8	9	10	11=(7+8+9+10)	12	13	14	15	16=(12+13+14+15)			17=(11+16)	18=(6+17)	19	20	21	22=(19+20+21)	23	24	25
CASH DISBURSEMENTS	3,469,848.85	17,864,504.19	0.00	0.00	21,334,153.04	0.00	0.00	0.00	0.00	0.00	0.00	0.00	0.00	0.00	0.00	21,334,153.04	0.00	0.00	0.00	0.00	3,469,848.85	17,864,504.19	0.00	0.00	21,334,153.04	
Notice of Cash Allocation (NCA)	3,469,848.85	17,864,504.19	0.00	0.00	21,334,153.04	0.00	0.00	0.00	0.00	0.00	0.00	0.00	0.00	0.00	0.00	21,334,153.04	0.00	0.00	0.00	0.00	3,469,848.85	17,864,504.19	0.00	0.00	21,334,153.04	
MDS Checks Issued	3,000,752.14	11,660,211.70	0.00	0.00	14,660,963.84	0.00	0.00	0.00	0.00	0.00	0.00	0.00	0.00	0.00	0.00	14,660,963.84	0.00	0.00	0.00	0.00	3,000,752.14	11,660,211.70	0.00	0.00	14,660,963.84	
Advice to Debit Account	468,898.71	6,204,292.49	0.00	0.00	6,673,189.20	0.00	0.00	0.00	0.00	0.00	0.00	0.00	0.00	0.00	0.00	6,673,189.20	0.00	0.00	0.00	0.00	468,898.71	6,204,292.49	0.00	0.00	6,673,189.20	
Notice of Transfer Allocations (NTA)	0.00	0.00	0.00	0.00	0.00	0.00	0.00	0.00	0.00	0.00	0.00	0.00	0.00	0.00	0.00	0.00	0.00	0.00	0.00	0.00	0.00	0.00	0.00	0.00	0.00	
MDS Checks Issued	0.00	0.00	0.00	0.00	0.00	0.00	0.00	0.00	0.00	0.00	0.00	0.00	0.00	0.00	0.00	0.00	0.00	0.00	0.00	0.00	0.00	0.00	0.00	0.00	0.00	
Advice to Debit Account	0.00	0.00	0.00	0.00	0.00	0.00	0.00	0.00	0.00	0.00	0.00	0.00	0.00	0.00	0.00	0.00	0.00	0.00	0.00	0.00	0.00	0.00	0.00	0.00	0.00	
Working Fund for FAPs	0.00	0.00	0.00	0.00	0.00	0.00	0.00	0.00	0.00	0.00	0.00	0.00	0.00	0.00	0.00	0.00	0.00	0.00	0.00	0.00	0.00	0.00	0.00	0.00	0.00	
Cash Disbursement Ceiling (CDC)	0.00	0.00	0.00	0.00	0.00	0.00	0.00	0.00	0.00	0.00	0.00	0.00	0.00	0.00	0.00	0.00	0.00	0.00	0.00	0.00	0.00	0.00	0.00	0.00	0.00	
TOTAL CASH DISBURSEMENTS	3,469,848.85	17,864,504.19	0.00	0.00	21,334,153.04	0.00	0.00	0.00	0.00	0.00	0.00	0.00	0.00	0.00	0.00	21,334,153.04	0.00	0.00	0.00	0.00	3,469,848.85	17,864,504.19	0.00	0.00	21,334,153.04	
NON-CASH DISBURSEMENTS	227,792.18	848,015.86	0.00	0.00	1,075,808.04	0.00	0.00	0.00	0.00	0.00	0.00	0.00	0.00	0.00	0.00	1,075,808.04	0.00	0.00	0.00	0.00	227,792.18	848,015.86	0.00	0.00	1,075,808.04	
Tax Remittance Advices Issued (TRA)	227,792.18	848,015.86	0.00	0.00	1,075,808.04	0.00	0.00	0.00	0.00	0.00	0.00	0.00	0.00	0.00	0.00	1,075,808.04	0.00	0.00	0.00	0.00	227,792.18	848,015.86	0.00	0.00	1,075,808.04	
Non-Cash Availment Authority (NCAA)	0.00	0.00	0.00	0.00	0.00	0.00	0.00	0.00	0.00	0.00	0.00	0.00	0.00	0.00	0.00	0.00	0.00	0.00	0.00	0.00	0.00	0.00	0.00	0.00	0.00	
Disbursements reflected through outright deductions from claims (please specify...)	0.00	0.00	0.00	0.00	0.00	0.00	0.00	0.00	0.00	0.00	0.00	0.00	0.00	0.00	0.00	0.00	0.00	0.00	0.00	0.00	0.00	0.00	0.00	0.00	0.00	
Overpayment of expenses (e.g. personnel benefits)	0.00	0.00	0.00	0.00	0.00	0.00	0.00	0.00	0.00	0.00	0.00	0.00	0.00	0.00	0.00	0.00	0.00	0.00	0.00	0.00	0.00	0.00	0.00	0.00	0.00	
Restitution for loss of government property	0.00	0.00	0.00	0.00	0.00	0.00	0.00	0.00	0.00	0.00	0.00	0.00	0.00	0.00	0.00	0.00	0.00	0.00	0.00	0.00	0.00	0.00	0.00	0.00	0.00	
Liquidated damages and similar claims	0.00	0.00	0.00	0.00	0.00	0.00	0.00	0.00	0.00	0.00	0.00	0.00	0.00	0.00	0.00	0.00	0.00	0.00	0.00	0.00	0.00	0.00	0.00	0.00	0.00	
Others (TEF, BIR-Documentary Stamp Tax, etc.)	0.00	0.00	0.00	0.00	0.00	0.00	0.00	0.00	0.00	0.00	0.00	0.00	0.00	0.00	0.00	0.00	0.00	0.00	0.00	0.00	0.00	0.00	0.00	0.00	0.00	
TOTAL NON-CASH DISBURSEMENTS	227,792.18	848,015.86	0.00	0.00	1,075,808.04	0.00	0.00	0.00	0.00	0.00	0.00	0.00	0.00	0.00	0.00	1,075,808.04	0.00	0.00	0.00	0.00	227,792.18	848,015.86	0.00	0.00	1,075,808.04	
GRAND TOTAL	3,697,441.03	18,712,520.05	0.00	0.00	22,409,961.08	0.00	0.00	0.00	0.00	0.00	0.00	0.00	0.00	0.00	0.00	22,409,961.08	0.00	0.00	0.00	0.00	3,697,441.03	18,712,520.05	0.00	0.00	22,409,961.08	

**MONTHLY REPORT OF DISBURSEMENTS**  
For the month of June 2019

Department: Department of the Interior and Local Government (DILG)  
 Agency: Local Government Academy  
 Operating Unit: < not applicable >  
 Organization Code: 14 004 0000000  
 Fund Cluster: 01 Regular Agency Fund


Particulars	Current Year Budget					Prior Year's Budget										TOTAL	SUB-TOTAL	Trust Liabilities				Grand Total				
	PS	MOOE	FinEx	CO	TOTAL	Prior Year's Accounts Payable					Current Year's Accounts Payable							PS	MOOE	CO	TOTAL	PS	MOOE	FinEx	CO	TOTAL
						PS	MOOE	FinEx	CO	Sub-Total	PS	MOOE	FinEx	CO	Sub-Total											
1	2	3	4	5	6	7	8	9	10	11	12	13	14	15	16	17	18	19	20	21	22	23	24	25	26	27

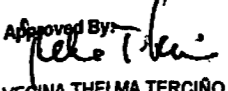
**SUMMARY**

Particulars (1)	Previous Report (2)	This Month (3)	As at Date (4)
Total Disbursement Authorities Received			
NCA	0.00	0.00	0.00
NTA	38,050,217.00	12,599,783.00	50,650,000.00
Working Fund	0.00	0.00	0.00
TRA	0.00	0.00	0.00
CDC	1,404,299.88	1,075,808.04	2,480,107.90
NCAA	0.00	0.00	0.00
Loss: Notice of Transfer of Allocations (NTA)* Issued	0.00	0.00	0.00
Total Disbursement Authorities Available	0.00	0.00	0.00
Loss:	39,454,518.88	13,675,591.04	53,130,107.90
Lapsed NCA	0.00	0.00	0.00
Disbursements	0.00	0.00	0.00
Loss: Other Non-Cash Disbursements	30,694,662.74	22,409,961.08	53,104,623.82
Disbursements effected through outright deductions from claims	0.00	0.00	0.00
Overpayment of expenses (e.g. personnel benefits)	0.00	0.00	0.00
Restitution for loss of government property	0.00	0.00	0.00
Liquidated damages and similar claims	0.00	0.00	0.00
Others (e.g. TEF, BTr, Does Stamp, etc.)	0.00	0.00	0.00
Add/Less: Adjustments (e.g. cancelled/staled checks)	0.00	0.00	0.00
Balance of Disbursement Authorities as at date	0.00	0.00	0.00
Total Disbursements Program	0.00	0.00	0.00
Loss: *Actual Disbursements	38,050,217.00	19,995,434.00	58,045,651.00
(Over)/Under spending	30,694,662.74	22,409,961.08	53,104,623.82
Notes: * The use of NTA is discouraged	7,355,554.28	(-2,414,527.08)	4,941,027.16

Notes: \*\* Amounts should tally with the grand total disbursement (column 27).

Certified Correct:  
  
 INSIGNE VIRGIN DE LARA  
 Date 26-Jul-2019

Recommending Approval:  
  
 EVANGELISTA GENEDINE AGUINALDO  
 Date 02-Aug-2019

Approved By:  
  
 VECINA, THELMA TERCIÑO  
 Date 02-Aug-2019





MONTHLY REPORT OF DISBURSEMENTS  
For the month of September 2019

Department: Department of the Interior and Local Government (DILG)  
Agency: Local Government Academy  
Operating Unit: < not applicable >  
Organization Code: 14 004 0000000  
Fund Cluster: 01 Regular Agency Fund

Current Year Appropriations  
Supplemental Appropriations  
Continuing Appropriations

Particulars	Current Year Budget					Prior Year's Budget					Current Year's Accounts Payable					SUB-TOTAL	True Liabilities				Grand Total				Remarks	
	PS	MOOE	PrEx	CO	TOTAL	PS	MOOE	PrEx	CO	Sub-Total	PS	MOOE	PrEx	CO	Sub-Total		PS	MOOE	CO	TOTAL	PS	MOOE	PrEx	CO		TOTAL
	1	2	3	4	5	6=2+3+4+5	7	8	9	10	11=7+8+9+10	12	13	14	15		16=12+13+14+15	17=(1+11+16)	18=(6+17)	19	20	21	22=(19+20+21)	23		24
CASH DISBURSEMENTS	2,252,208.42	79,510,213.32	0.00	0.00	81,762,421.74	0.00	0.00	0.00	0.00	0.00	0.00	0.00	0.00	0.00	0.00	81,762,421.74	0.00	0.00	0.00	0.00	2,252,208.42	79,510,213.32	0.00	0.00	81,762,421.74	
Notice of Cash Allocation (NCA)	2,252,208.42	79,510,213.32	0.00	0.00	81,762,421.74	0.00	0.00	0.00	0.00	0.00	0.00	0.00	0.00	0.00	0.00	81,762,421.74	0.00	0.00	0.00	0.00	2,252,208.42	79,510,213.32	0.00	0.00	81,762,421.74	
MDS Checks Issued	823,209.63	34,515,208.17	0.00	0.00	35,343,899.99	0.00	0.00	0.00	0.00	0.00	0.00	0.00	0.00	0.00	0.00	35,343,899.99	0.00	0.00	0.00	0.00	823,209.63	34,515,208.17	0.00	0.00	35,343,899.99	
Advice to Debit Account	1,429,000.48	44,994,924.13	0.00	0.00	46,418,929.84	0.00	0.00	0.00	0.00	0.00	0.00	0.00	0.00	0.00	0.00	46,418,929.84	0.00	0.00	0.00	0.00	1,429,000.48	44,994,924.13	0.00	0.00	46,418,929.84	
Notice of Transfer of Allocations (NTA)	0.00	0.00	0.00	0.00	0.00	0.00	0.00	0.00	0.00	0.00	0.00	0.00	0.00	0.00	0.00	0.00	0.00	0.00	0.00	0.00	0.00	0.00	0.00	0.00	0.00	0.00
MDS Checks Issued	0.00	0.00	0.00	0.00	0.00	0.00	0.00	0.00	0.00	0.00	0.00	0.00	0.00	0.00	0.00	0.00	0.00	0.00	0.00	0.00	0.00	0.00	0.00	0.00	0.00	0.00
Advice to Debit Account	0.00	0.00	0.00	0.00	0.00	0.00	0.00	0.00	0.00	0.00	0.00	0.00	0.00	0.00	0.00	0.00	0.00	0.00	0.00	0.00	0.00	0.00	0.00	0.00	0.00	0.00
Working Fund for FAPs	0.00	0.00	0.00	0.00	0.00	0.00	0.00	0.00	0.00	0.00	0.00	0.00	0.00	0.00	0.00	0.00	0.00	0.00	0.00	0.00	0.00	0.00	0.00	0.00	0.00	0.00
Cash Disbursement Ceiling (CDC)	0.00	0.00	0.00	0.00	0.00	0.00	0.00	0.00	0.00	0.00	0.00	0.00	0.00	0.00	0.00	0.00	0.00	0.00	0.00	0.00	0.00	0.00	0.00	0.00	0.00	0.00
TOTAL CASH DISBURSEMENTS	2,252,208.42	79,510,213.32	0.00	0.00	81,762,421.74	0.00	0.00	0.00	0.00	0.00	0.00	0.00	0.00	0.00	0.00	81,762,421.74	0.00	0.00	0.00	0.00	2,252,208.42	79,510,213.32	0.00	0.00	81,762,421.74	
NON-CASH DISBURSEMENTS	227,813.63	385,889.63	0.00	0.00	613,503.26	0.00	0.00	0.00	0.00	0.00	0.00	0.00	0.00	0.00	0.00	613,503.26	0.00	0.00	0.00	0.00	227,813.63	385,889.63	0.00	0.00	613,503.26	
Tax Resistance Allowance Issued (TRA)	227,813.63	385,889.63	0.00	0.00	613,503.26	0.00	0.00	0.00	0.00	0.00	0.00	0.00	0.00	0.00	0.00	613,503.26	0.00	0.00	0.00	0.00	227,813.63	385,889.63	0.00	0.00	613,503.26	
Non-Cash Assessment Authority (NCAA)	0.00	0.00	0.00	0.00	0.00	0.00	0.00	0.00	0.00	0.00	0.00	0.00	0.00	0.00	0.00	0.00	0.00	0.00	0.00	0.00	0.00	0.00	0.00	0.00	0.00	0.00
Disbursements effected through outright deductions from claims (insurance, etc.)	0.00	0.00	0.00	0.00	0.00	0.00	0.00	0.00	0.00	0.00	0.00	0.00	0.00	0.00	0.00	0.00	0.00	0.00	0.00	0.00	0.00	0.00	0.00	0.00	0.00	0.00
Overpayment of expenses (e.g. personal benefits)	0.00	0.00	0.00	0.00	0.00	0.00	0.00	0.00	0.00	0.00	0.00	0.00	0.00	0.00	0.00	0.00	0.00	0.00	0.00	0.00	0.00	0.00	0.00	0.00	0.00	0.00
Recovery for loss of government property	0.00	0.00	0.00	0.00	0.00	0.00	0.00	0.00	0.00	0.00	0.00	0.00	0.00	0.00	0.00	0.00	0.00	0.00	0.00	0.00	0.00	0.00	0.00	0.00	0.00	0.00
Liquidated damages and other claims	0.00	0.00	0.00	0.00	0.00	0.00	0.00	0.00	0.00	0.00	0.00	0.00	0.00	0.00	0.00	0.00	0.00	0.00	0.00	0.00	0.00	0.00	0.00	0.00	0.00	0.00
Others (e.g. TEF, DTR, Docs Stamp, etc.)	0.00	0.00	0.00	0.00	0.00	0.00	0.00	0.00	0.00	0.00	0.00	0.00	0.00	0.00	0.00	0.00	0.00	0.00	0.00	0.00	0.00	0.00	0.00	0.00	0.00	0.00
ADJ. less: Adjustments (e.g. cancelled/voided checks)	0.00	0.00	0.00	0.00	0.00	0.00	0.00	0.00	0.00	0.00	0.00	0.00	0.00	0.00	0.00	0.00	0.00	0.00	0.00	0.00	0.00	0.00	0.00	0.00	0.00	0.00
Balance of Disbursement Authorities as of date	0.00	0.00	0.00	0.00	0.00	0.00	0.00	0.00	0.00	0.00	0.00	0.00	0.00	0.00	0.00	0.00	0.00	0.00	0.00	0.00	0.00	0.00	0.00	0.00	0.00	0.00
TOTAL NON-CASH DISBURSEMENTS	227,813.63	385,889.63	0.00	0.00	613,503.26	0.00	0.00	0.00	0.00	0.00	0.00	0.00	0.00	0.00	0.00	613,503.26	0.00	0.00	0.00	0.00	227,813.63	385,889.63	0.00	0.00	613,503.26	
GRAND TOTAL	2,479,992.05	79,894,222.95	0.00	0.00	82,375,925.00	0.00	0.00	0.00	0.00	0.00	0.00	0.00	0.00	0.00	0.00	82,375,925.00	0.00	0.00	0.00	0.00	2,479,992.05	79,894,222.95	0.00	0.00	82,375,925.00	

SUMMARY	Particulars (1)	Previous Report (2)	This Month (3)	As of Date (4)
Total Disbursement Authorities Received		0.00	0.00	0.00
NCA		79,891,000.00	25,380,000.00	101,277,000.00
NTA		0.00	0.00	0.00
Working Fund		0.00	0.00	0.00
TRA		1,371,203.45	613,503.26	1,984,803.71
CDC		0.00	0.00	0.00
NGAA		0.00	0.00	0.00
Less: Notice of Transfer of Allocations (NTA) Issued		77,852,803.65	25,999,509.26	103,210,803.71
Total Disbursement Authorities Available		0.00	0.00	0.00
Less:		0.00	0.00	0.00
Unpaid NCA		20,894,458.62	62,878,123.00	103,200,599.62
Disbursements		0.00	0.00	0.00
Less: Other Non-Cash Disbursements		0.00	0.00	0.00
Disbursements effected through outright deductions from claims		0.00	0.00	0.00
Overpayment of expenses (e.g. personal benefits)		0.00	0.00	0.00
Recovery for loss of government property		0.00	0.00	0.00
Liquidated damages and other claims		0.00	0.00	0.00
Others (e.g. TEF, DTR, Docs Stamp, etc.)		0.00	0.00	0.00
ADJ. less: Adjustments (e.g. cancelled/voided checks)		64,377,826.83	(-64,378,618.74)	1,307.00
Balance of Disbursement Authorities as of date		75,891,000.00	25,380,000.00	101,277,000.00
Total Disbursements Program		20,894,458.62	62,878,123.00	103,200,599.62
Less: Actual Disbursements		53,000,504.28	(-54,899,123.00)	(-1,898,628.62)

Notes: \* The use of NTA is discouraged  
Notes: \*\* Amounts should tally with the grand total disbursement (column 27).

Certified Correct:  
  
INSIGNE VIRGIN DE LARA  
Accountant  
Date: 09-Oct-2019

Recommending Approval:  
  
EVANGELISTA BENEDITO AGUINALDO  
Chief Administrative Officer  
Date: 09-Oct-2019

Approved By:  
  
VERINA THELMA TERCERO  
Agency Head  
Date: 09-Oct-2019





