




PERFORMANCE INDICATOR - December 31, 2019

Department: Department of the Interior and Local Government (DILG)
Agency: Local Government Academy
Organization Code: 14 004 00000000

Particulars	UACS CODE	Physical Target (Budget Year)				Total	Physical Accomplishment (Budget Year)				Variance	Remarks	
		1st Quarter	2nd Quarter	3rd Quarter	4th Quarter		1st Quarter	2nd Quarter	3rd Quarter	4th Quarter			Total
1	2	3	4	5	6	7	8	9	10	11	12	13	14
LGU AND DILG LG-SECTOR PERSONNEL CAPACITY	3101000000000000												
OO : Local governance capacity of LGU and DILG LG sector													
Outcome Indicators													
1. Percentage of trainees that achieve the learning outcomes of the training they attended (by profile/ position, gender, geographical, outcome sector)				80%	80%			88%		88%			
2. Percentage of LGUs provided training which achieve learning outcome					80%				87%		87%		
Output Indicators													
1. Number of officials/personnel trained (by profile/ position, gender, geographical, outcome sector):													
a) LGUs		2,300	2,000	7,500	5,130	16,930	3,021	6,167	4,531	5,247	18,966		
b) DILG		500	450	701	495	2,146	766	840	2,288	781	4,611		
2. Percentage of training activities commenced according to initial schedule		85%	85%	85%	85%	85%	86%	86%	87%	87%	87%		
3. Percentage of training course attendees that rate the training as satisfactory or better:													
a) LGUs		94%	94%	94%	94%	94%	96%	95%	95%	96%	96%		
b) DILG		96%	96%	96%	96%	96%	97%	97%	98%	96%	97%		

Approved By: 
 THELMA T. VECINA, CESO IV
 Executive Director, LGA
 Date: 1/30/20 11:54 AM

In coordination with:

 JOHN HOWELL AND T. TABAO
 OIC Budget Officer
 Date: 1/30/20-11:44 AM

Prepared By: 
 MARCIANA C. OBISPO
 Head, Planning Core Team
 Date: 1/30/20 11:43 AM