
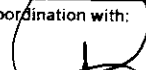


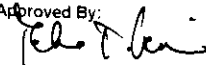
PERFORMANCE INDICATOR - September 30, 2019

Department: Department of the Interior and Local Government (DILG)  
 Agency: Local Government Academy  
 Organization Code: 14 004 0000000

Particulars	UACS CODE	Physical Target (Budget Year)					Physical Accomplishment (Budget Year)					Variance	Remarks
		1st Quarter	2nd Quarter	3rd Quarter	4th Quarter	Total	1st Quarter	2nd Quarter	3rd Quarter	4th Quarter	Total		
1	2	3	4	5	6	7	8	9	10	11	12	13	14
LGU AND DILG LG-SECTOR PERSONNEL CAPACITY	31010000000000												
OO : Local governance capacity of LGU and DILG LG sector													
Outcome Indicators													
1. Percentage of trainees that achieve the learning outcomes of the training they attended (by profile/ position, gender, geographical, outcome sector)					80%	80%							
2. Percentage of LGUs provided training which achieve learning outcome					80%	80%							
Output Indicators													
1 Number of officials/personnel trained (by profile/ position, gender, geographical, outcome sector):													
a) LGUs		2,300	2,000	7,500	5,130	16,930	3,021	6,167	4,531				Some of the targets for the third quarter were accomplished in the second quarter.
b) DILG		500	450	701	495	2,146	766	840	2,288				
2. Percentage of training activities commenced according to initial schedule		85%	85%	85%	85%	85%	86%	86%	87%				
3. Percentage of training course attendees that rate the training as satisfactory or better:													
a) LGUs		94%	94%	94%	94%	94%	96%	95%	95%				
b) DILG		96%	96%	96%	96%	96%	97%	97%	98%				

Prepared By:   
 MARCIANA C. OBISPO  
 Head, Planning Core Team  
 Date: 10/30/19 3:35 PM

In coordination with:  
  
 JOHN ROWELL NINO T. TABAO  
 OIC Budget Officer  
 Date: 10/30/19 3:36 PM

Approved By:   
 THELMA T. VECINA, CESO IV  
 Executive Director, LGA  
 Date: 10/30/19 3:40 PM 